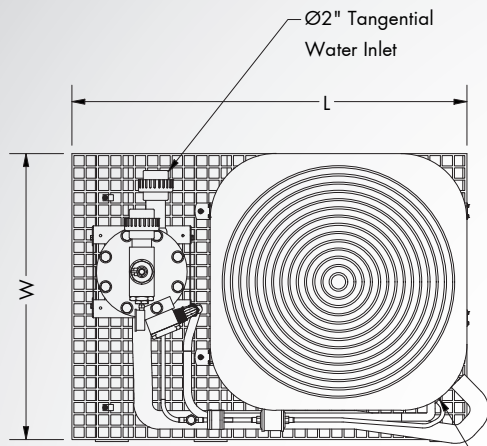


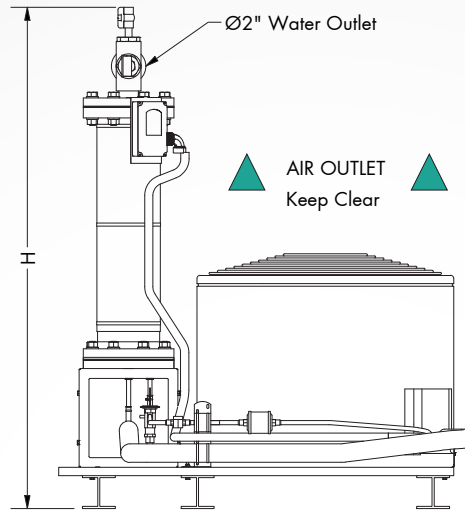


HYDROMARINE CHILLER 1.5 - 5.0 TONS

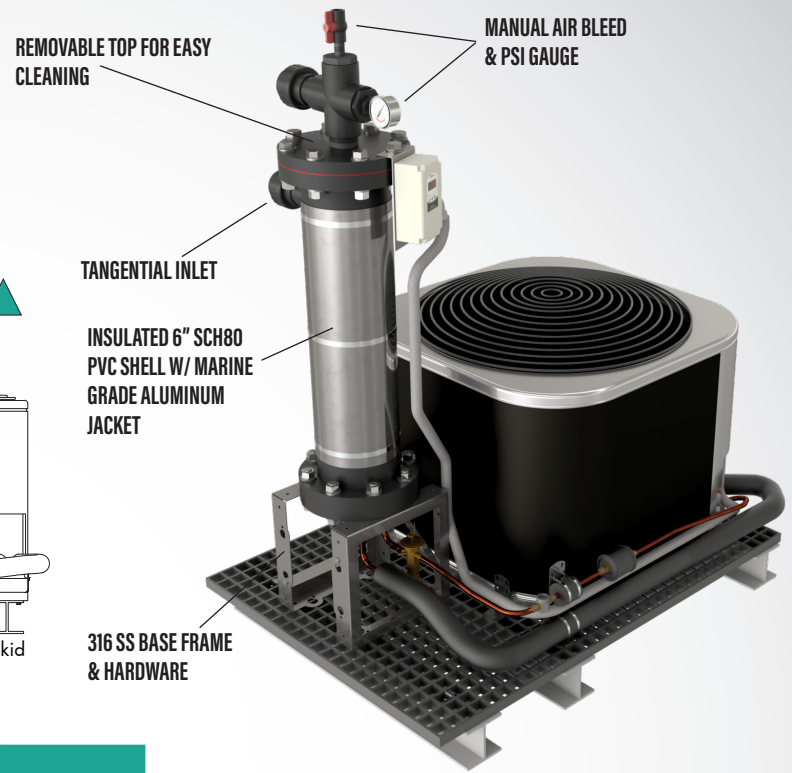
TITANIUM HEAT EXCHANGER FOR USE IN ALL AQUATIC CHILLING APPLICATIONS



PLAN VIEW



FRONT VIEW



SPECIFICATIONS					DIMENSIONS			POWER OPTIONS		
MODEL NUMBER	Nominal Tonnage / BTUH	Vertical Air Discharge (CFM)	Δ PSI at max flow	Water Flow Range (GPM)	Length (L)	Width (W)	Max. Height (H)	208-230V / 1 ph. MCA / MOCP	208-230V / 3 ph. MCA / MOCP	460V / 3 ph. MCA / MOCP
DH-SC-1.5	1.5 / 18 000	2050	<5	25 - 100	48"	35"	52"	11.4 / 20	n/a	n/a
DH-SC-2	2.0 / 24 000	2600	<5	25 - 100	48"	35"	52"	12.2 / 20	n/a	n/a
DH-SC-2.5	2.5 / 30 000	2750	<5	30 - 100	48"	35"	52"	15.2 / 25	n/a	n/a
DH-SC-3	3.0 / 36 000	3810	<5	30 - 100	48"	35"	52"	16.7 / 25	11 / 15	5.5 / 15
DH-SC-3.5	3.5 / 42 000	3890	<5	35 - 120	48"	35"	52"	32.8 / 50	n/a	n/a
DH-SC-4	4.0 / 48 000	4050	<5	40 - 120	48"	35"	68"	32.8 / 50	20.1 / 30	9.4 / 15
DH-SC-5	5.0 / 60 000	4260	<5	50 - 120	48"	35"	68"	33.4 / 50	22.7 / 35	10.5 / 15

*MCA is the highest steady-state electrical current that the unit should see when operating correctly

*MOCP is the max recommended breaker size

*Nominal Tonnage based on entering water temperature of 70°F

NOTES:

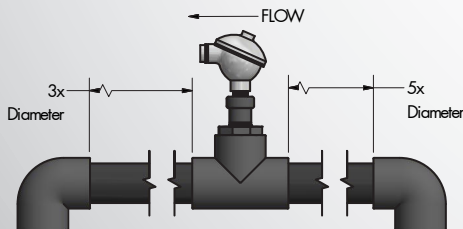
- Gr.2 TITANIUM TUBE HEAT EXCHANGER COIL
- NORMAL OPERATING AMBIENT AIR TEMPERATURE: 50 F - 115 F
- ALL CONDENSING UNITS HAVE A 14 SEER RATING.
- TOP DISCHARGE AREA SHOULD BE UNRESTRICTED FOR 48 INCHES MINIMUM
- AVOID PLACING UNIT IN DIRECT AREA OF ROOF RUNOFF OR CONSTANT WATER FLOW
- CONSULT *CARRIER* SPECIFIED CONDENSER CLEARANCES WHEN PLACING UNIT(S)
- SCH 80 PVC SHELL CONSTRUCTION WITH REMOVABLE FLANGED ENDS
- ALL 316 SS BASE AND HARDWARE
- MARINE GRADE ALUMINUM JACKET WITH SALTWATER CORROSION RESISTANT CLEAR COATING
- TEMPERATURE CONTROLLER CAN BE SET +/- 0.1° F/C. RECOMMENDED MINIMUM SETPOINT IS 50°F
- UNIT ARRIVES CHARGED WITH R-410A REFRIGERANT
- FACTORY MOUNTED & WIRED FLOW SWITCH

OPTIONS:

- LOW AMBIENT HEAD PRESSURE SWITCH FOR OUTDOOR TEMPERATURES 0°F TO 50°F
- COMPRESSOR START ASSIST FOR APPLICATIONS WITH POSSIBLE LOW VOLTAGE ISSUES
- MARINE CONDENSER COATING FOR COASTAL APPLICATIONS
- ASME TITANIUM COIL
- EXPEDITED ASSEMBLY

FLOW SWITCH NOTE:

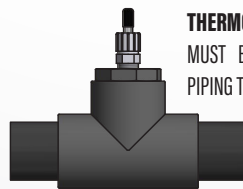
FLOW SWITCH MUST BE INSTALLED HORIZONTALLY ON INLET OR OUTLET OF HEAT EXCHANGER, WITH MINIMUM STRAIGHT PIPE DISTANCES BEFORE AND AFTER AS SHOWN IN DRAWING. OPTIONAL FACTORY MOUNT & WIRE.



FIELD INSTALLED FLOW SWITCH

THERMOWELL NOTE:

MUST BE INSTALLED ON INLET PIPING TO HEAT EXCHANGER.



THERMOWELL



Delta Hydronics

9100 Bolton Ave., Hudson, FL, 34667 (727) 861-2421 - info@deltahydro.com